

**Recycled Parts Request: 4-DOOR FULL FRAME FORM**

Date: \_\_\_\_\_

To: \_\_\_\_\_ From: \_\_\_\_\_

Contact Person: \_\_\_\_\_ Contact Person: \_\_\_\_\_

Phone #: \_\_\_\_\_ Fax #: \_\_\_\_\_

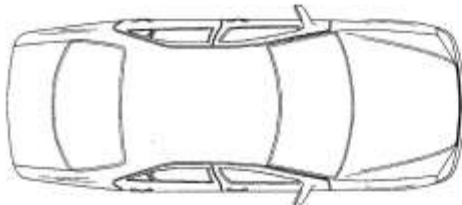
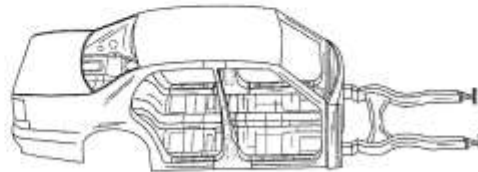
Year: \_\_\_\_\_ Make: \_\_\_\_\_

Model: \_\_\_\_\_ VIN #: \_\_\_\_\_

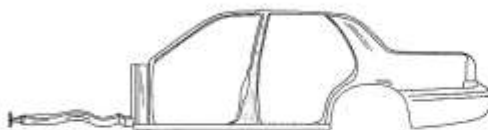
P.O. #: \_\_\_\_\_ Build Date: \_\_\_\_\_



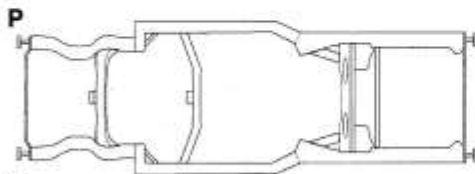
PASSANGER SIDE



TOP VIEW



DRIVER SIDE



P

D

TOP VIEW

Please use the area below for a detail of cut instructions:

Notes: